

# From Your Local Water Utility

**IRVIN WATER DISTRICT NO. 6**  
11907 E. TRENT AVENUE  
SPOKANE VALLEY, WA 99206

Presort Std  
U.S. POSTAGE  
**PAID**  
SPOKANE, WA  
PERMIT NO. 28

CURRENT OCCUPANT OR

MEMBER SPOKANE  
AQUIFER JOINT  
BOARD



## Your Annual Water Quality Report

This report is provided to all of our customers. It describes your drinking water quality for the period of January-December, 2015. Your water district is committed to supplying safe water that meets or surpasses state and federal standards and achieves the highest standards of customer service. Drinking water, including bottled water, may be reasonably expected to contain at least small amounts of some contaminants. The presence does not necessarily indicate that the water poses a health risk. More information about contaminants and potential health effects can be obtained by calling the **Environmental Protection Agency Safe Drinking Water Hotline at 1-800-426-4791**. Some people may be more vulnerable to contaminants in drinking water than the general population. Immune-compromised persons such as persons with cancer undergoing chemotherapy, persons who have undergone organ transplants, people with HIV/AIDS or other immune system disorders, some elderly, and infants can be particularly at risk from infections. These people should seek advice about drinking water from their health providers. EPA/CDC guidelines on appropriate means to lessen the risk of infection by cryptosporidium and other microbiological contaminants are available from the **Safe Drinking Water Hotline at 1-800-426-4791**.

Your drinking water comes from the Spokane Valley Rathdrum Prairie Aquifer. This pristine and abundant aquifer lies in two states, holds ten trillion gallons of water, and is the sole source of drinking water for almost half a million people in the region. This groundwater source is recharged by the local precipitation and the snow pack in northern Idaho and western Montana and is naturally filtered by surface vegetation and the layers of gravel above the water line. The aquifer travels through northern Idaho and into Washington where it discharges into the Spokane River and the Little Spokane River. The SVRP aquifer is unique because of its vast size, swift flow of water, porous soils and due to the fact that the land over the aquifer is extensively developed. These factors make our aquifer uniquely susceptible to contamination. We must all treat the aquifer with care to keep our drinking water clean for everyone to enjoy. In the past one hundred years aquifer levels have remained constant, however scientific models have shown us that even though the aquifer is plentiful it is not unlimited. Careful planning will be required in the coming years to ensure that this aquifer remains clean and available for our community.

This report shows Irvin Water District's water quality and what it means. The District routinely monitors for constituents in your drinking water according to Federal and State laws. If present, elevated levels of lead can cause serious health problems, especially for pregnant women and young children. Lead in drinking water is primarily from materials and components associated with service lines and home plumbing. Irvin Water District is responsible for providing high quality drinking water, but cannot control the variety of materials used in plumbing components. When your water has been sitting for several hours, you can minimize the potential for lead exposure by flushing your tap for 30 seconds to 2 minutes before using the water for drinking or cooking. If you are concerned about lead in your water, you may wish to have your water tested. Information on lead in drinking water, testing methods, and steps you can take to minimize exposure is available from the Safe Drinking Water Hotline or at <http://www.epa.gov/safewater/lead>. In this table you will find many terms and abbreviations you might not be familiar with. To help you better understand these terms we've provided the following definitions:

*Parts per million (ppm) or Milligrams per liter (mg/l)* - one part per million corresponds to one minute in two years or a single penny in \$10,000.  
*Maximum Contaminant Level* - The "Maximum Allowed" (MCL) is the highest level of a contaminant that is allowed in drinking water. MCLs are set as close to the MCLGs as feasible using the best available treatment technology.  
*Maximum Contaminant Level Goal* - (mandatory language) The "Goal" (MCLG) is the level of a contaminant in drinking water below which there is no known or expected risk to health. MCLG allow for a margin of safety. *pCi/L* - Pico Curies per Liter - a unit of radioactivity. *Ppb or Ug/L* - parts per billion or micrograms per liter. About 1 drop in one of the largest tanker trucks used to haul gasoline would represent 1 ppb.

TEST RESULTS-- January 1-December 31, 2015						
Contaminant	Violation Yes/ No	Level Detected	Unit Measurement	MCLG	MCL	Likely Source of Contamination
<b>Microbiological Contaminants</b>						
1. Total Coliform Bacteria *	No	Absent	Absent	0	(systems that collect fewer than 40 samples per month) 1 positive monthly sample	Naturally present in the environment
<b>*48 Samples were taken in 2015 All were satisfactory</b>						
<b>Inorganic Contaminants</b>						
Nitrate (as Nitrogen) Pump SO1 Pump SO3 Pump SO4 Pump SO5	No	1.41 2.09 1.23 2.28	Ppm	10	10	Runoff from fertilizer use; leaching from septic tanks, sewage; erosion of natural deposits
Radium 228 SO1 Radium 228 SO3 Radium 228 SO4 Radium 228 2012 SO5	No	.425 .104 .34 .17	pCi/l	n/a	15/5.0	Erosion of natural deposits
Gross Alpha 2014 Pump 1 Gross Alpha Pump 3 Gross Alpha Pump 4 Gross Alpha 2012 Pump 5	No	1.39 1.00 2.25 1.04	pCi/l	n/a	15	Erosion of natural deposits
Chlorine Residual (ppm)	No	.03-.15	Ppm	4.0	4.0	Measure of disinfectant added to water
Copper, tested Summer 2015	No	.0249- .1140	Ppm	1.3	1.3	Corrosion of household plumbing systems, erosion of natural deposits
Lead, tested summer 2015	No	1-1.7	Ppb	0	15	Corrosion of household plumbing systems, erosion of natural deposits
Total Trihalomethanes	No	3.03	Ppb	0	80	By-Products of Chlorination

### Conservation Tips

1. Check household faucets for leaks.
2. Keep showers at five or fewer minutes in length.
3. Use a broom, rather than water, to sweep your driveway, sidewalk, or garage.
4. Use a bucket of water to wash your car or bike, and rinse quickly with a hose.
5. Keep a pitcher of water in the refrigerator.





# Water District News

Irvin Water District No. 6

May, 2016



## New District Manager



To Irvin Water District #6,

I would like to take this opportunity to thank you for trusting me with the important duty of District Manager for Irvin Water District #6. This position incorporates both my personal and professional interests. I have a passion for the Spokane Valley and for being a steward of our precious Spokane River and the plentiful Spokane Valley-Rathdrum Prairie Aquifer.

In 2006, I gained employment with the City of Airway Heights in their Public Works Department where I had many duties in several departments, however, the water department was a natural fit. They generously trained and allowed me many opportunities for professional growth. While there I attained many state certifications, e.g. Water Distribution Manager 3 and Cross Connection Control Specialist. I remained there until this opportunity with Irvin Water District #6 became available December of 2015.

Working at Irvin Water District #6 has allowed me to focus on water exclusively and, once again, meant I was living and working in the Spokane Valley. I am grateful to work with Helen and Glenn and appreciate how much I will learn from them and am thankful for the supportive Board—Susan, Dave, and Ron.

I recently was nominated and voted into a Director position of the Inland Empire Sub Section of the American Water Works Association. This will allow us greater input, networking, and education. Born and raised in the Spokane Valley, I have a special fondness for the area and all it provides. Growing up, we spent a lot of time swimming in the river just north of, what is now Coyote Rock Dr. After graduating from University High School, I earned an Associate of Arts degree from Spokane Community College. Then I went to Washington State University in Pullman, where I earned a Bachelor of Arts degree. We are fortunate to be raising our family in the Spokane Valley where we still take our girls swimming in the same spot on the river. We also like to take our dog, Lionel, for walks on the Centennial Trail. Weekends are spent playing soccer at Trent Elementary and camping at one of the many great spots in around the area. One of our favorites is going to WSU football games...Go Cougs!

Best Regards,  
Bob Cunningham, District Manager



Bob Cunningham and Glenn Talmage show off awards in front of the District's Ford 2013 transit van. This vehicle was named Best of Show at the Inland Empire Subsection of the American Water Works Association's Truck Rodeo on March 9.

## Board of Commissioners

David Bennett, *President*  
Ron Lund  
Susan Darnell

*Open public meetings are held on the 2nd Tuesday of each month at 4:00 P.M.*

## Office location & hours:


- 11907 E. Trent Avenue (Trent & Pit)
- Office hours are 7:30 AM-3:30 PM Mon. through Fri.
- 24-hour drop slot in door
- Phone: (509) 924-9320

*We welcome visitors in the office. We have free educational materials that include coloring/activity books and stickers for children, conservation brochures, and Spokane Valley-Rathdrum Prairie Aquifer atlases.*





## Call before you dig.

It's the law.  
(RCW 19.122)



Dial 811  
two business days before digging.



## New Billing Software

Irvin Water District has been using the same billing software since 2000, when our former billing program stopped working because it could not deal with a new century. Our ancient computer has now been replaced with a new one, and we need a new utility billing program to go with it. The old program is not likely to continue working well on a new computer with Windows updated. We are purchasing a new billing program from Vision Municipal Solutions, a local company, and we look forward to added options and security, and outstanding support. We expect to have that program installed in June, and your July 1 billing card will look a little bit different and will have a new account number on it. We will still be able to look up your account using the old number, name, or service address, but we would appreciate your writing the NEW account number on the memo line of your check. If you are using online banking, please inform your bank of the new Irvin account number.

Glenn Talmage was recently presented the 2016 Muddy Boots Award by the Inland Empire Subsection of the American Water Works Association. This is an annual award for Operator of the Year in a 10-county area of Eastern Washington and Idaho. The award was announced at the annual Truck Rodeo at Spokane Arena on March 9, and was presented at a banquet on May 18. Irvin's staff and Board submitted the following letter of nomination:

"No one has muddier boots or deserves the Muddy Boots Award more than Glenn L. Talmage. His muddy career started in the Air Force. He worked on water systems in Egypt and Spain, and ended up at Fairchild Air Force Base. He retired from military service after 20 years, and was hired to work for Irvin Water District in March, 1995.

He has served as Office Manager, District Manager, Operator, and now Assistant Manager. Glenn has spent a great deal of time in the mud, doing locates, reading meters, repairing meters and hydrants, and testing backflow assemblies. He makes daily rounds of the District, developed and runs the District's Cross Connection Control program, does water sampling, works on chlorination, etc.

Except for some necessary documentation time on the computer, and meetings and Boards of several organizations, most of his work is outdoors, and therefore muddy. He does mud well, and his co-workers and Board of Commissioners would like to see him rewarded for 41 years of water work."

Congratulations, Glenn! Keep up the muddy work!

## 2017 Rate Increases

Irvin Water has increased water rates one time since 1993. In 2006, the base price of a 3/4" meter increased \$1, from \$15 to \$16—or 6.25%. In the same amount of time, the Consumer Price Index says the same \$15 basket of goods would take \$24.72 to purchase. That is a 60.75% increase. Nearly ten times the increase. Keeping rates low is a priority for all of us. But rate increases are a necessity to our sustainability. Irvin Water is projected to rely on its reserves for the third straight year. Among other rate adjustments, the Board recently voted, unanimously, to raise rates at the District Manager's request, effective on the February, 2017 bill for January service.

There is concern about projects causing a raise in rates. Although we have identified the need for a few capital projects in the next few years, e.g. new building, water line replacement, etc., a rate increase is needed simply to cover day-to-day operations. Some of our water lines are suspected to be 70+ years old and we have discovered several leaks. The Board and employees have determined that a new building is an important investment to the District.

With allotments starting at 2,500 cu.ft. (almost 19,000 gallons/month), many leaks go undetected, possibly causing property damage. Furthermore, leaks can waste copious amounts of the earth's most precious resource, safe drinking water.

We, as people, have a duty and interest to protect safe drinking water. A combined effort from all is needed. Lower allotments would bring better light to excessive use and leaks. People cannot fix problems they are not aware of. And addressing these issues would allow safe drinking water for many years to come.

Therefore, the rate increase is about 5%. Customers have expressed interest in keeping numbers even, so rounding has been done to accomplish this, i.e. \$16 x 1.05%=\$16.80, rounded to a \$17 flat rate for a 3/4" water meter. The monthly consumption allotment for the 3/4" meter will be lowered from 2,500 to 2,000 cu. ft. per month, and the overage charge for all meters will be raised from 26 to 30 cents per 100 cu. ft. over the allotment. Rate adjustments will be made to all water services.