



Spokane Aquifer Joint Board

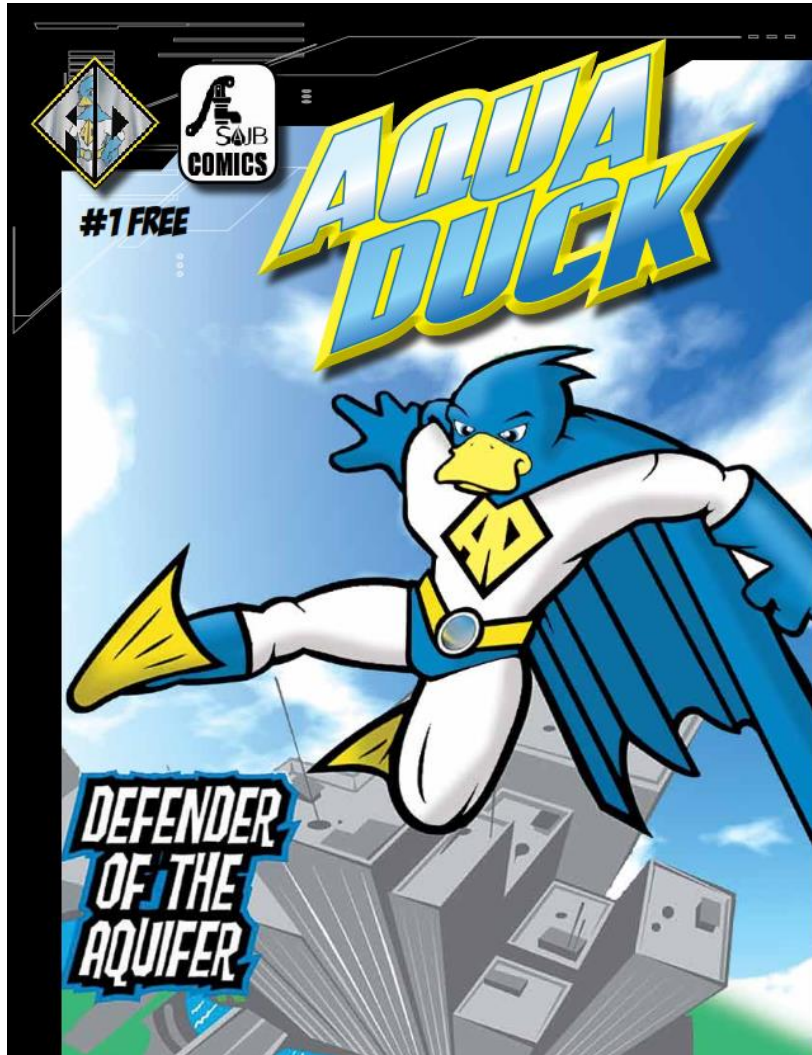
Wellhead Implementation Program Manager's Report

December 4, 2014



Congratulations
Bob and Gary!
We appreciate
everything
you've done for
SAJB!

The 2015 Education & Awareness Budget includes redesigning the “We Love Water” Cover & resizing the coloring book to match the Aqua Duck Comic book format.



2015 Budget Household Hazardous Waste Disposal: A new give away grocery bag was designed using the Waste Directory art work. The Spokane River Forum received approval from the Public Participation Grant officer at the Dept. of Ecology to share in the production costs.



Recycled Large Glossy Bag

2014 - 2015 Education & Awareness Events

- 11/22/14 Spokane County Water Resource Center Open House
- 1/29/15 – Otis Orchards Science Night
- 2/12/15 – Holmes Elementary Science & Technology Night
- 2/19/15 - International Association of Plumbing and Mechanical Officials.

Spokane County 11/22/14 Water Resource Center Open House



SPOKANE VALLEY- RATHDRUM PRAIRIE AQUIFER





Proper Hazardous Waste Disposal




Local Source Control & EnviroStars Program Impact



SpokaneWasteDirectory.org

**Spokane EnviroStars
Waste Directory**


Working together to protect our river and aquifer through pollution prevention



Scan to learn more



**Businesses and Residents
NEED TO GET
RID OF WASTE?**



**FIND VENDORS AT
SpokaneWasteDirectory.org**

Sponsored by:



*Working together to
protect the river &
aquifer through
pollution prevention!*

Funded by a Department of Ecology
Public Participation Grant
and contributions from our Sponsors

*A Special Thanks to the Spokane Aquifer Joint
Board for Aqua Duck's Endorsement.*



Jump to... search for... Search

Utilities Solid Waste
 1026 West Broadway
 Ave
 Public Works Bldg.
 4th Floor
 Spokane, WA 99260
[Contact Us](#)

Home > County Index > Utilities > Solid Waste

[Home](#)
[Regional Disposal Sites](#)
[Recycling](#)
[Public Outreach](#)
[FAQs](#)
[Resources](#)
[About Us](#)

Need to Get Rid of Waste?



Check out the Spokane EnviroStars Waste Directory



THE NEW SPOKANE COUNTY REGIONAL SOLID WASTE SYSTEM

The Spokane County Regional Solid Waste System (SCRSWS) was formed by an interlocal agreement between Spokane County and many local municipalities in November 2014. The SCRSWS is responsible for providing the framework and planning for solid waste disposal, recycling, and educational outreach programs in unincorporated Spokane County and SCRSWS member jurisdictions.

The Solid Waste Closure section works in a cost effective manner to preserve air and water quality through the



Transfer Station Information



special activities associated with the County's federally listed landfill cleanup sites in compliance with both state and federal regulations.

Solid Waste Homepage

Solid Waste Management Plan

Regional System Disposal Sites

Recycling

[Where Can I Get Rid Of...?](#)
[Event Recycling](#)
[Yard and Food Waste](#)

Public Outreach

About Us

[Member Jurisdictions](#)
[Closed Landfills](#)
[Colbert Landfill](#)
[Greenacres Landfill](#)
[Mica Landfill](#)

Thanks for Sharing the Waste Directory

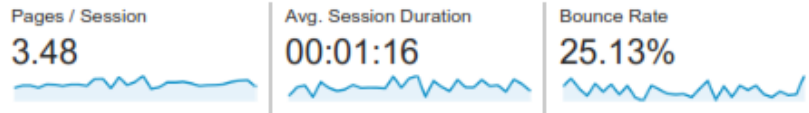
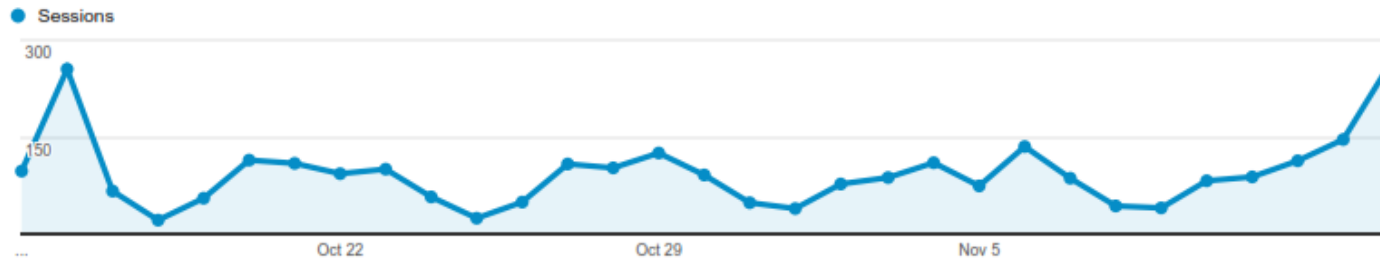
www.spokanecounty.org/utilities/solidwaste/

Google Search for 'Get rid of waste Spokane'

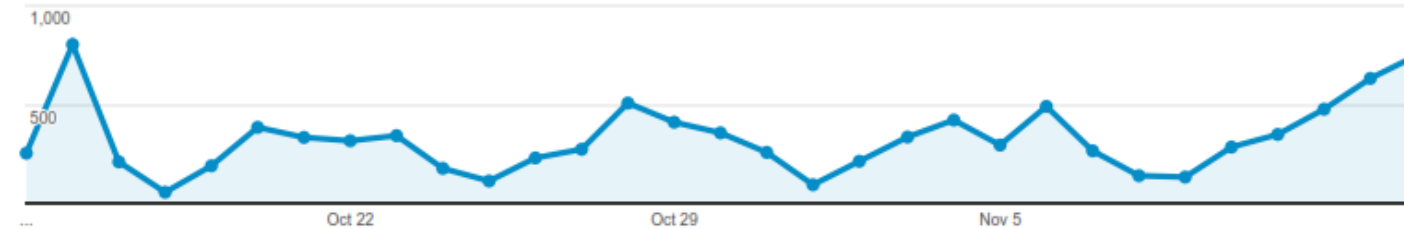
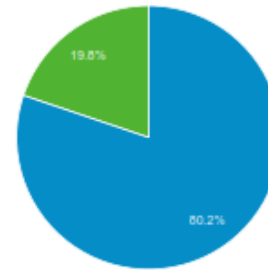
Page 1 - listing # 2 - Spokane Waste Directory

- SAJB
- Liberty Lake Sewer & Water District No 1
- City of Millwood - Newsletter
- City of Spokane – beta website 2 locations
- Spokane Regional Clean Air Agency - website
- YouTube – Our KSPS PSA
- Spokesman Review 11/19/14 – Becky Kramer article
- Journal of Business - on-line calendar
- [Sustainability at Gonzaga](#) - Facebook 11/21/14
- Lake Spokane Association - December newsletter

Website Statistics 10/15- 11/14



■ New Visitor ■ Returning Visitor

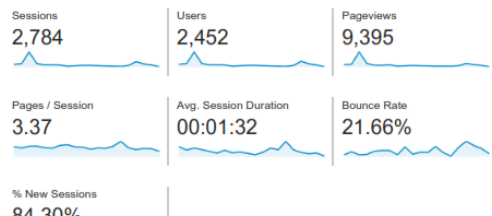


Page

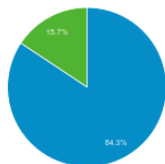
Pageviews

Pageviews

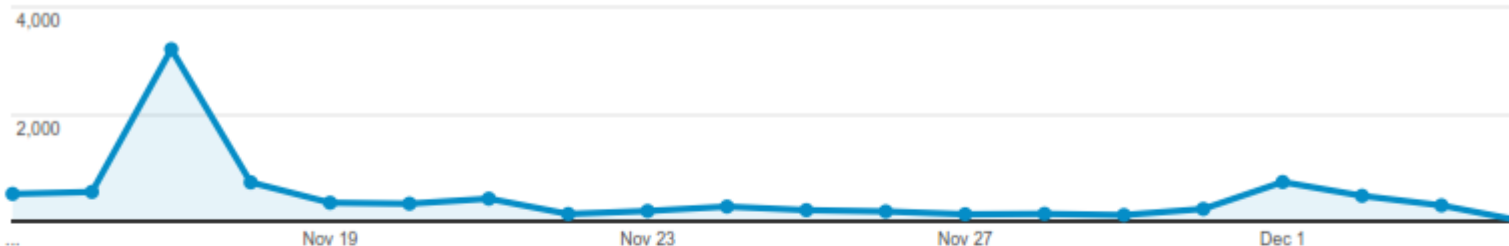
		10,167 % of Total: 100.00% (10,167)	10,167 % of Total: 100.00% (10,167)
1.	/contact/service-area-map/	992	9.76%
2.	/	905	8.90%
3.	/education-awareness/middle-aquifer/field-trip/	497	4.89%



New Visitor Returning Visitor



Pageviews



Page

Pageviews

Pageviews

		9,395 % of Total: 100.00% (9,395)	9,395 % of Total: 100.00% (9,395)
1.	/clean-drinking-water-poster-contest-winners/	1,887	20.09%
2.	/protect-our-drinking-water-poster-contest-winners/	1,230	13.09%
3.	/poster-contest-keep-our-drinking-water-clean/	836	8.90%
4.	/	748	7.96%
5.	/contact/service-area-map/	493	5.25%
6.	/education-awareness/elementary-aquifer/field-trip/	274	2.92%
7.	/education-awareness/elementary-aquifer/	232	2.47%

11/17/14

787 users viewed 3,325 pages
Middle School students viewed
three winning student posters
and videos.

Website Statistics Comparison

The last column compares November 2013
2014 increased in numbers of visitors & pages viewed.

Dates	4/15/14 5/14/14	5/15/14 6/14/14	6/15/14 7/14/14	7/15/14 8/14/14	8/15/14 9/14/14	9/15/14 10/14/14	10/15/14 11/14/14	11/14/14 12/4/14	11/14/13 12/15/13
Total visits	2,909	2,285	1,682	1,911	2,244	2780	2,925	2,784	1,819
Unique Visits	3,979	1,728	1,311	1,534	1,788	2299	2,473	2,452	1,515
Page Views	8,495	9,748	6,407	7,769	7,781	9,304	10,167	9,395	7,860
Ave. minutes	1:10	2:49	1:27	1:38	1:26	1:26	1:16	1:32	3:07 min
New visitors	82.1%	71.55%	72.2%	74.5%	74.6%	78.5%	80.2%	84.3%	79.93%
Returning Visitors	17.9%	28.4%	27.8%	25.5%	25.4%	21.5%	19.8%	15.7%	19.07%
Page Visits	2.91	4.27	3.81	4.07	3.47	3.35	3.48	3.37	4.32
Bounce Rate	39.88%	18.47%	22.12%	18.73	21.75	28.06%	25.13%	21.66%	26.88%
Peak Dates	4/16, 4/25, 4/28	5/21, 5/28, 6/4,	6/19, 6/23, 6/30, 7/10, 7/15,	7/24, 7/31, 8/8, 8/13	8/19, 8/21, 9/8, 9/14,	10/13/14	10/16, 10/28, 11/14	11/17,12/1	11/18,11/25 12/2, 12/11



Congratulations
Bob and Gary!
We appreciate
everything
you've done for
SAJB!