




Spokane Aquifer Joint Board

Wellhead Implementation Program Manager's Report


December 21, 2017



EVEN HEROES NEED YOUR HELP!

LEARN HOW TO PROPERLY DISPOSE OF HAZARDOUS WASTE.

www.SpokaneWasteDirectory.org




EVEN HEROES NEED YOUR HELP!

DON'T WASTE OUR WATER. IT'S BENEATH YOU.

www.spokaneaquifer.org





EVEN HEROES NEED YOUR HELP!

DON'T POLLUTE OUR WATER. IT'S BENEATH YOU.

www.spokaneaquifer.org




EVEN HEROES NEED YOUR HELP!

**DON'T POUR ANYTHING ON THE GROUND
YOU WOULDN'T WANT TO DRINK.**

www.spokaneaquifer.org





**EVEN HEROES
NEED YOUR HELP!**

PUT YOUR WASTE IN THE RIGHT PLACE.

www.SpokaneWasteDirectory.org



**EVEN HEROES
NEED YOUR HELP!**

ONLY RAIN DOWN THE DRAIN.

www.spokaneaquifer.org



2018 New Billboard Options

Production cost

- 10'x30' vinyl = \$450 plus tax, each
- the total for eight = **\$3,916.80.**

Option A: Two boards with rotating art distributed throughout the market for 11 months, February through December 2018:

- SAJB discount = **\$1200 / mo.** *Standard rate = \$1400 / mo.*

Option B: Four boards with rotating art distributed throughout the market for 11 months, February through December 2018:

- SAJB discount = **\$2000 / mo.** *Standard rate = \$2800 / mo.*

Option C: Six boards with rotating art distributed throughout the market for 11 months, February through December 2018:

- SAJB discount = **\$3000 / mo.** *Standard rate = \$4200 / mo.* In

Emerald Outdoor Advertising

One Existing Billboard Vinyl 14x48



4 billboard designs can be reprinted. Discounted rate = \$600 plus tax, Standard rate = \$980 plus tax. Posted as space is available at no charge, saving \$1800 per month, on each location.

Water Conservation - Hose Nozzles Received
HN-131 Nine (9) position hose nozzle with ergonomic
grip. Heavy duty, high quality light and easy to use.



Quantity 500	
Price each \$2.57	
Sub Total	\$1,285.00
Tax & Shipping	<u>\$ 145.00</u>
Total	\$1,430.00



36cm

22cm



36cm

38cm

22cm



2,500

have arrived
Please take some
to your office.

\$2.25 each

SRF \$4,119.00

SAJB \$1,500.00

Total \$5,619.00

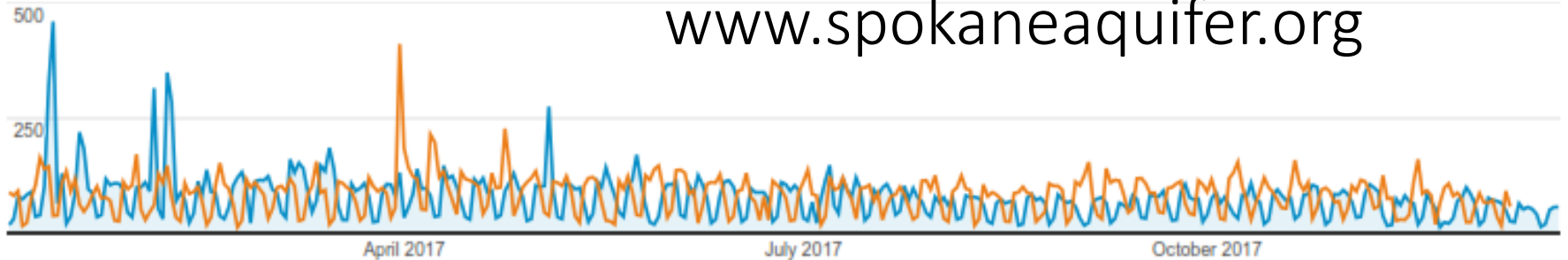
Education and Awareness Events

- 12/20/17 - Envirokids 2017 Review and 2018 Planning
- 2/1/18 – Sunrise Elementary Science Night
- 2/8/18 – Holmes Elementary Science & Technology Night
- 2/27/18 - Lakeside High School Science Night
- 2/28/18 – Longfellow Elementary Science Night
- 3/15/18 – Trentwood Science Night

Jan 1, 2017 - Dec 20, 2017: ● Sessions

Jan 13, 2016 - Dec 20, 2016: ● Sessions

www.spokaneaquifer.org



Sessions

-5.64%

26,814 vs 28,417



Users

-6.32%

17,498 vs 18,678



Pageviews

-33.03%

69,320 vs 103,513



Pages / Session

-29.03%

2.59 vs 3.64



Avg. Session Duration

-1.61%

00:01:58 vs 00:02:00



Bounce Rate

318.43%

50.65% vs 12.11%



% New Sessions

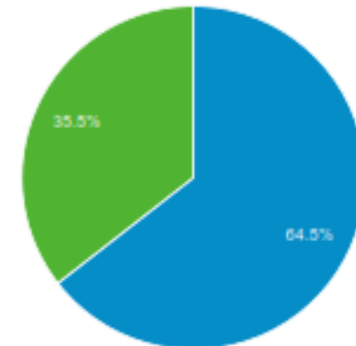
-0.45%

64.46% vs 64.75%

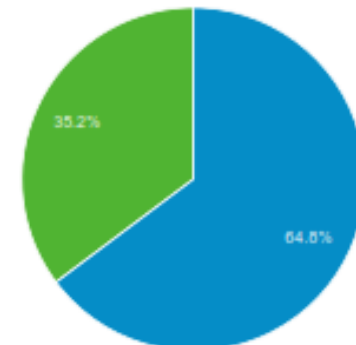



■ New Visitor ■ Returning Visitor

Jan 1, 2017 - Dec 20, 2017





Jan 13, 2016 - Dec 20, 2016





Jan 1, 2017 - Dec 20, 2017	9,003	 12.99%
Jan 13, 2016 - Dec 20, 2016	10,243	 9.90%
% Change	-12.11%	31.25%

2. </contact/find-my-water-provider/>

Jan 1, 2017 - Dec 20, 2017	8,324	 12.01%
Jan 13, 2016 - Dec 20, 2016	0	 0.00%
% Change	100.00%	100.00%

3. </contact/service-area-map/>

Jan 1, 2017 - Dec 20, 2017	6,165	 8.89%
Jan 13, 2016 - Dec 20, 2016	25,559	 24.69%
% Change	-75.88%	-63.98%

Business Waste and Stormwater Business Flipbook Mailing

Mailing to 338 auto and construction related businesses going out the first week in January 2018



The image shows the cover of a flipbook titled "Business Stormwater & Waste Disposal Guide". The cover has a blue background with a white rounded rectangle in the center. Inside the white rectangle, there is an illustration of a blue drain with water droplets falling into it. Below the illustration, the text "Only Rain Down the Drain" is written in blue. Above the illustration, the title "Business Stormwater & Waste Disposal Guide" is written in white. Below the white rectangle, the text "Protect the Aquifer and River" is written in white. At the bottom of the cover, there is a paragraph of text and two logos: "Spokane RIVERKEEPER" and "Spokane RIVER forum".

**Business Stormwater
& Waste Disposal Guide**

Only Rain Down the Drain

Protect the Aquifer and River

Your business success can help protect our river and aquifer.
Safe waste disposal and stormwater practices help protect our water, while lowering your business liability.

Spokane
RIVERKEEPER®

Spokane
RIVER
forum

This guide is funded by the Spokane Riverkeeper and developed with the Spokane River Forum through a Supplemental Environmental Project (SEP) for business and industry stormwater management.

Spokane Regional Health District Local Source Control Program Multi-Family Housing Focus

Joani Havens & Vikki Barthels

December 13, 2017

Property Management LSC Technical Assistance Visits

Local Source Control (LSC) Technical Assistance (TA) visits to multi-family apartments began in February of 2017.

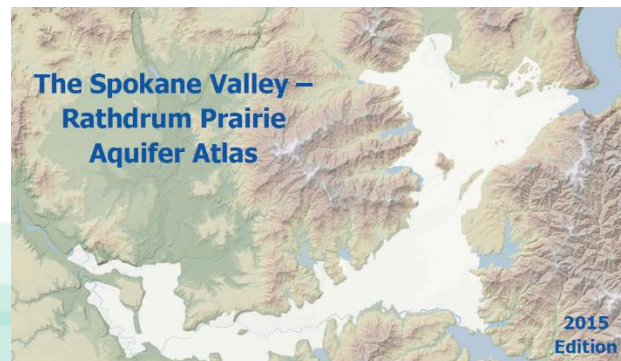
Successful LSC Visits include:

- **Providing benefits and solutions up front in order to build some rapport.**
- **Leverage buy-in from Property Manager to schedule TA visit with Maintenance.**
- **Collect information beforehand:**
 - Are UICs registered? If not, bring along registration information.
 - Sewer or septic? Some things that can be sent to the sewer aren't suitable for a septic system.
 - Do they allow pets? Bring along pet waste handouts.
 - Pool or spa? Many apartments with pools or spas are permitted through your Local Health Jurisdiction (LHJ). We recommend partnering with their water recreation people.
 - Who provides their trash pickup?
 - Nearest HHW transfer station/ Light recycle/ E-Cycle collection sites.

Public Outreach

Print and electronic information for residents that can be provided in move-in or move-out packets include:

- Fats, Oils, & Greases
- Pet Waste Handout
- Waste Directory Information (Magnets/Bookmarks)
- recycle/lightrecycle
- HHW information specific to their location
- Spokane Valley Rathdrum Prairie (SVRP) Aquifer Atlas



Management & Maintenance Outreach

A LSC packet is given to the managers with the following informational material from various agencies:

- PCB Information, paint cleanup guidance, carpet cleaning, WSDA pesticide program, power washing, floor drains, UIC registration information, aerosol cans, Ecology's problem waste for property managers guidance, spill plan templates, EPA Safer Choice, stormwater protection outreach, City of Spokane and Spokane County developed BMPs, CDC PBDE information, SDS guidance, waste directory magnets and bookmarks, and the recently added new business stormwater and waste disposal flipbook.
- **A walk through with the maintenance staff is conducted to observe product storage and practices**

Common Products/Wastes Encountered during LSC visits

Paints

Solvents

Pesticides

Fuels

Roof/siding wash products

Cleaning products

Degreasers

Aerosols

Deicer

Concrete sealant

Gasoline

HHW left behind when tenants vacate



Not so Common Wastes

- **Pool chemicals- but no pool**
 - Muriatic Acid can be used for etching concrete – look for sealant.
 - These may be used for removing rust or hardwater stains in toilets/bathtubs (recommend pumice if porcelain or vinegar and baking soda, if plastic)
- **Concrete Sealant**
 - How are they preparing the concrete prior to sealant?
- **Snacks!**
 - In more than one maintenance area, Joani has found food and seasonings stored directly under chemicals and cleaners.



Common Processes to Check

Tenant maintenance/car washing policy

Pets policy

Landscaping

Apartment cleaning

Carpet cleaning

Outdoor storage

Dumpster condition

SDS Sheets available

Spill materials – do you know where your drains, drain?

Spill procedures

Storage location - chemicals

Pressure washing

Fluorescent light disposal/storage



LSC Case Study

- Visited apartment complex requesting TA visit and explained the program to the property manager
- Met with maintenance manager who had been hired 3 weeks prior
 - He replaced a maintenance manager who had been employed at the complex for 10+ years
 - The new maintenance manager explained that he wasn't sure what to do with all of the stuff the previous manager had collected.

So we took a look:



- Improper storage of fluorescents
- No organization
- Many partially used bottles of the same product



After the Visit

- **LSC Specialist provided the manager with information for SQG drop-off days at the nearest waste disposal location**
- **Checked in with him regarding many of the products he had questions about and sent links to the Manufacturer's SDS sheets**
- **Discussed pest products and WSDA licensing requirements for application**

LSC Follow Up



LSC Follow-Up



- **The business had decided some of the products would no longer be used on site**
- **Practices that changed include**
 - No longer allowing maintenance and washing of tenant's vehicles on site
 - Ensuring vendors are properly handling materials (landscapers, carpet cleaners, etc.)
 - No longer use chemicals during washing of building's exterior
 - Removed pesticides
 - Proper storage of fluorescents for recycling
- **The business was able to consolidate their three storage units into one unit. This extra garage space can be rented out to generate additional income.**

Case Study

- **New maintenance manager:**

- Discussed the need for spent light bulbs to be properly stored and labeled and not being thrown away in the dumpster.
- Discussed the need for an SDS sheets and spill response plan.
- The current dumpster had holes all along the bottom of the dumpster and there was visible liquid debris coming from the dumpster towards the drain in the parking lot. Able to provide contact information for Waste Management for them to call to get a replacement dumpster.

The new manager had no idea where the drains on the property went, so I advised him to look into figuring out where all the drains on his property went.



www.shutterstock.com · 272909933



LSC Case Study

- **Car Washing:** They did not allow car washing on site, but the manager would tell the tenants to take their cars off property in a cul-de-sac leading into the complex to wash cars. When Vikki looked at the drain where tenants would wash their cars, it said, “drains to the river.” She showed the manager and residents are no longer allowed to wash cars in the cul-de-sac.





See you
January 25,
2018