



Spokane Aquifer Joint Board



Wellhead Implementation Program Manager's Report

May 3, 2018

Potential Contaminant Source Inventory

17/19 Reviewed and Returned

Thank you



Consumer Confidence Report – Paper Order

- Moab - 750
- ESWD1 – 1,300
- NSID - 730

Enduris Insurance Renewal

- 2019 rates are increasing by 10% for most organizations
- SAJB is a “minimal” account (no property nor employees) and will not have a rate increase.
- Invoices will be received in July.
- Full year fee = \$2,769
- Effective dates September 1, 2018 – September 1, 2019

Education and Awareness Events

- 4/14/18 – Eagle Ridge Recycling Event
- 4/19/18 – Audubon Elementary Science Night
- 4/21-22/18 – St. Al's Caring for Creation
- 4/26/18 Big Brothers Big Sister's Bowling fundraiser
- 4/28/18 – Arbor Day Compost Fair
- 5/4/18 - Big Brothers Big Sister's Bowling fundraiser
- 5/9/18 – H2O Breakfast – Davenport Hotel
- 5/31/18 – Browne Elementary Science Night
- 6/2/18 – Fire District 9 Demo & Wellness Day
- 6/16/18 – Parade of Paws – Spokane Humane Society
- 8/18/18 – Unity in the Community
- 9/21-22/18 - Valleyfest



Eagle Ridge K-9 Fundraiser & Recycling Event 4/14/18



Audubon Elementary Science Night 4/19/18



St. Al's Caring for Creation 4/21 & 4/22



Big Brothers Big Sisters - Bowling for Kids 4/26/18





Arbor Day – Finch Arboretum 4/28/18



H₂O Breakfast

The Virtuous Cycle of Water and Prosperity



[Register Now](#)

[H₂O Breakfast Website](#)

Sponsors



Aquifer Protection District



Wednesday May 9, 2018
7:15 am to 9:15 am
Historic Davenport Hotel

If you haven't already done so, it's time to register for the Forum's H₂O Breakfast on Wednesday, May 9th at the Historic Davenport Hotel. [Register now.](#)

"Interest is running high," said Andy Dunau, Executive Director of the Spokane River Forum. "We have room for about 200 people, and right now about 180 people are registered."

The keynote speaker is Sandra Postel, founder of The Global Water Policy Project and for six years Freshwater Fellow of the National Geographic Society. Her most recent book, Replenish, takes readers on a world tour of water projects that work with nature's rhythms.

Said Dunau, "I think interest is running high because our region's growth and quality of life is directly tied to water supply and quality. Sandra will relate stories of partnerships and innovation, inviting us to think about securing our water future."

In addition, local reports on the type of water year shaping up and some innovative actions will be shared.

We hope you can join us. [Register now.](#)

Want to save 20%?
When you register, reserve a table of 8 for \$160.

Spokane River Forum
H₂O Breakfast
May 9, 2018
7:15 -9:15 am
Historic Davenport
Hotel

Billboards Posted 4/12/18

Market and Glass (N. Facing)

N Nevada S Structure (N. Facing)

Sprague and Blake (W. Facing)



HOUSEHOLD HAZARDOUS CHEMICALS CHART



This chart will help you reduce your use of hazardous products and properly dispose of the wastes you have.

The information found under the "Alternatives/Tips" category suggests less harmful substitutes to hazardous products. You may find that some of these substitutes require a little more "elbow grease," but they can reduce your exposure to chemicals and create less waste.

The symbols under "Disposal Method" suggest the best disposal procedure for each hazardous product listed.

The following disposal symbols mean:

- Pour down the drain with plenty of water. If you use a septic tank, take special caution. Read the product labels to determine if it will be harmful to your septic tank. If it is, take to the Household Hazardous Waste Program.
- Place in the garbage.
- Recycle.
- Always try to use up or recycle the product first. If this is not possible, take to a Household Hazardous Waste Drop Site or call the Recycling Information Hotline at 625-6800



KITCHEN

TYPE OF WASTE	DISPOSAL METHOD	ALTERNATIVES/TIPS
Aerosol cans (empty)	●	Use non-aerosol containers, such as pump spray, roll on, or liquid.
Aluminum cleaner with acid	●	Place item in pot with a solution of equal parts of white vinegar and water, bring to boil, then let stand overnight. Rinse and dry.
Ammonia-based cleaner	●	Mix 1 qt. warm water with 1 tsp. borax, and 1 tsp. liquid soap. If soaking baked-on food, try filling the dish with 3 tbsp. baking soda mixed with 1 qt. water.
Drain opener with lye	●	To prevent clogging, use a drain strainer. To unclog: First, try plunger. Second, pour 1/2 cup baking soda, followed by 1/2 cup vinegar. Cover drain tightly, wait 5 minutes. Then pour kettleful of boiling water down drain. Repeat if needed. Lastly, use a drain snake.
Floor care products with solvent	●	For vinyl floors, mix 1/2 cup white vinegar or 1/4 cup borax with 1 gallon warm water. For wood floors, mix 1/4 cup oil soap with 1 gallon warm water.
Furniture polish	●	Mix 1 part lemon juice to 1 part olive or vegetable oil, and apply with rag. Or use oil soap to clean and a soft cloth to polish. Rub a paste of salt and vegetable oil on wood furniture to remove water stains, wipe off.
Metal polish	●	Call the Recycling Hotline for information about non-toxic metal polishes.
Oven cleaner (eye base)	●	Mix 3 tbsp. baking soda with 1 qt. warm water. Sponge on. Don't let the substance touch electric elements. Wait 20 minutes, and then clean. For tough stains, scrub with non steel-wool pads and baking soda. Caution: Some oven surfaces are harmed by abrasives.
Rodent poison	●	Use traps, seal holes, and remove food sources.



BATHROOM

Chlorine bleach	●	Use borax to whiten. If you use bleach, choose a non-chlorine dry bleach. Never mix chlorine bleach with other products.
Deodorizer/air freshener	●	Open windows. Place open box of baking soda in closets and refrigerator. Simmer cloves and cinnamon in water. For carpets: Mix 1 part borax with 2 parts cornmeal, sprinkle liberally, wait 1 hour, and vacuum up. For litter box: Sprinkle baking soda in bottom of box before adding litter.
Disinfectant*	●	To discourage mold or mildew, use 1/2 cup borax in 1 gallon hot water. Do not rinse off the borax solution. (Borax is not a disinfectant.)
Medicine	●	Substances in medicines vary; call Recycling Hotline for more information.
Mercury	●	Collect spilled metal in glass bottle. Obtain medical assistance if exposure is significant. Choose a flex-tape, electronic or other non-mercury thermometer.
Nail polish remover	●	Leave your nails unpolished.
Shoe dye	●	Apply beeswax or cold-pressed nut oils to leather. Test oils first in an inconspicuous place to determine whether they will stain the leather. Buff to a shine with a chambray cloth.
Toilet, tub and tile cleaner	●	Use baking soda or non-chlorine based scouring powder.



GARAGE

Antifreeze	●	Recycle through the HHW Program. Call the Recycling Hotline for other recycling opportunities.
Auto batteries	●	Set next to curbside bins on a dry day. Call the Recycling Hotline for other recycling opportunities.
Automatic transmission fluid (used)	●	Take to Household Hazardous Waste drop site.
Brake fluid	●	
Carburetor cleaner	●	
Chrome polish	●	Apply a paste of baking soda and water with a sponge. Let set for 5 minutes. Rinse and wipe dry with a soft cloth.
Diesel fuel	●	Take to Household Hazardous Waste drop site.
Engine degreaser	●	Use citrus and vegetable oil products instead. Do not mix degreaser with oil.
Fuel oil	●	Take to Household Hazardous Waste drop site.
Gasoline	●	Take to Household Hazardous Waste drop site. Do not mix with oil or use as a solvent.
Motor oil (used)	●	Call the Recycling Hotline for other recycling opportunities.
Paint: auto	●	



WORKSHOP

Chemistry set	●	Choose less hazardous experiment sets.
Fiberglass & epoxy resin	●	
Glue with solvent	●	If dried out, put in garbage. If liquid, bring to take to HHW drop site. Choose water-based glues.
Gun cleaner	●	
Paint: latex	●	If unable to use up or give away, take to a Household Hazardous Waste Drop Site. Small amounts (1" or less in can) allow to solidify and place in trash.
Paint: oil-based	●	Use latex or other water-based paints. Call the Recycling Hotline for an info sheet on this topic.
Paint stripper with solvent	●	Use heat gun and scraper to remove paint. Alkali-type paint removers are available. A strong trisodium phosphate solution (1 pound to 1 gallon hot water) may do the job. Wear rubber gloves! Brush on, wait 30 minutes, then scrape off. Call the Recycling Hotline for an info sheet on this topic.
Paint thinner/turpentine	●	Allow paint particles to settle; strain and reuse. Use latex paints and stains. Call the Recycling Hotline for an info sheet on this topic.
Photographic chemicals (unmixed)...	●	Use shellac, tung oil, or linseed oil.
Varnish	●	Use borax-based products. Never use cresote, pentachlorophenol or arsenic. When possible, use decay-resistant woods, such as cedar, redwood, or "plastic wood."
Wood preservative	●	



GARDENING

Fertilizer	●	Use compost, manure, bone meal, fish emulsion or other organic soil amendments.
Fungicide	●	Remove diseased plants, leaves, and branches and dispose.
Insecticides/pesticides	●	Call the Recycling Hotline for information about alternatives.
Moss killer	●	Use zinc or copper roof flashing. Thatch and fertilize. Infrequent and heavy lawn watering encourages deeper grass rooting and will help dry out moss. Thin trees to reduce shade.
Slug and snail poison	●	Use copper strips. Call the Recycling Hotline for an info sheet on alternatives.
Weed killer/herbicides	●	Weed manually. Call the Recycling Hotline for an info sheet on alternatives.



MISCELLANEOUS

Ammunition	●	Take to Household Hazardous Waste drop site. Call the Recycling Hotline for more information.
Artists' paints & mediums	●	Choose water-based paints and mediums. Use supplies without lead, chromium, or cadmium pigments.
Flux powder	●	Vacuum regularly. Dispose of bags in garbage. Call the Recycling Hotline for an info sheet on this topic.
Fluorescent light/ballast	●	May contain toxic PCBs, if pre-1970. Take to a Household Hazardous Waste drop site.
Household & button-cell batteries	●	Use rechargeable batteries. Avoid battery-operated products. Recycle NiCd and button-cell batteries. Call the Recycling Hotline for more details.
Kerosene/lamp oil	●	Take to Household Hazardous Waste drop site.
Lighter fluid	●	
Moth balls/moth flakes	●	Thoroughly clean used clothing or furniture before introducing into home. Wash woolsens before storing; store in cedar chest or sealed cardboard boxes. Vacuum rugs and behind and under furniture. Shake out woolsens periodically.
Pool/spa chemicals	●	
Rug cleaner with solvent	●	Use soap-based cleaner.
Smoke detector (ionization type)	●	Contains radioactive materials. Return to manufacturer for disposal. Install nonionizing, photoelectric-type detectors.
Spot remover with solvent	●	Call the Recycling Hotline for an info sheet on alternatives.

2018 New Household Hazardous Waste, Stormwater and Water Conservation Flipbook REVIEW

Graphics Layout Content What's missing?

*Flush small quantities with water. For larger quantities, use the Household Hazardous Waste Program.

(Thanks to Spokane P... POST FOR FUTURE REFERENCE

Bathroom

Laundry

Kitchen

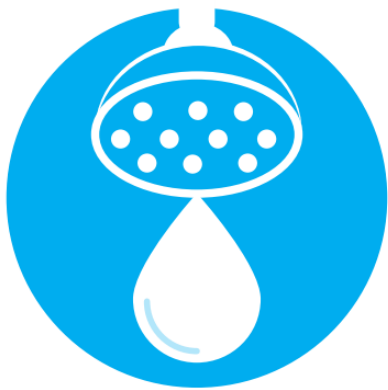
Lawn & Yard



LAUNDRY



LAWN & YARD




Garage

Office

Remodeling

Workshop





DRAFT 2018 Spring & Fall Media Campaigns

Spring Media Campaign	Waste Types	Fall Media Campaign	Waste Types
Auto Repair	oils, antifreeze, batteries, tires and brakes	Auto Repair	oils, coolant, batteries, tires and brakes
Lawn & yard	fertilizer, herbicides, pesticides	Health	pharmaceuticals, sharps, needles & syringes
PCBs in construction demolition	paint pigments (yellow and neon green), fluorescent light ballasts, caulking for windows, sidewalks and bathrooms	PCBs in general house	automotive oils, paint pigments (yellow and neon green), sidewalk chalk, printed newspapers, product packaging

Radio Audio Files



Auto Repair & Maintenance



Lawn & Yard



Toxic Substance like PCBs

SRF Facebook Posts
Got Waste? Put it in the right place!

SRF Facebook Analytics





2018 EnviroStars Transition to EnviroCertifiedSM



Goal

By 8/30/18 Recertify all EnviroStars to EnviroCertified

Next Steps

1. 5/14/18 – Meeting with City & County Pre-treatment programs
2. By 5/21/18 Complete rebranding of EnviroStars documents.
3. By 5/21 – Draft new application for Multi Family Dwellings – Property Management
4. 5/15 – 5/18 Visit 5 star certified EnviroStars business & test EnviroCertified - recertification process (Intern Training)
5. 5/21 – 22 Combined Local Source Control/ Certification Visits with 1) auto repair 2) auto body and paint.
6. 6/4/18 EnviroCertified Steering Committee review new application



See you
May 24, 2018