



# VIRTUAL SCIENCE FAIR *extravaganza*

[www.sajblearning.org](http://www.sajblearning.org)

**VISIT NOW!**



# Education and Awareness

## NEW [SAJB Virtual Science Fair Extravaganza](#)

- From July through September, I worked with Anne Francis Web Design and nine (9) community agencies to create an SAJB virtual science fair to replace the in-person education events. No funds were specifically approved for this project.
- To date it has cost \$4,695 for web design and \$406 for web hosting fees for a total of \$5,101.00. Please note, approved education and awareness items that were cancelled due to Covid 19 amount to \$6,163.57.
- Approval is requested to pay the web design invoice of \$4,695 and an additional \$2,500 to complete the SAJB Virtual Science Fair Extravaganza. A digital ad campaign for teachers and home schools will begin on 10/1/20.

REVENUE SOURCE	2020 Budget	Actual 9/24/20	Remaining to Collect
Annual Income from SAJB Public Purveyors	\$131,387.36	\$132,651.68	\$0.00
Kaiser (Trentwood)	\$2,000.00	\$2,000.00	\$0.00
Honeywell	\$2,000.00	\$2,000.00	\$0.00
SB&IP - Crown West Realty	\$2,000.00	\$2,000.00	\$0.00
Uncategorized Income (IWAC)	\$2,500.00	\$0.00	\$2,500.00
Interest Income	\$630.00	\$526.06	\$103.94
<b>TOTAL REVENUE</b>	<b>\$140,519.87</b>	<b>\$139,177.74</b>	<b>\$2,603.94</b>

**2020 Budget**  
3<sup>rd</sup> Quarter  
Report  
9/24/20  
Estimated

Funds Remaining  
after Paying September Bills

EXPENDITURES BY COMMITTEE	2020 Budget	Estimated 9/24/20	Expenditures Remaining
Education and Awareness	\$73,510.00	\$51,811.06	\$17,111.87
Conservation	\$1,000.00	\$0.00	\$0.00
Household Contaminant Disposal	\$0.00	\$0.00	\$0.00
Potential Contaminant Source Inventory (2020 is a map/letter year)	\$11,000.00	\$5,843.94	\$5,156.06
Pro-Active Business Assistance	\$10,000.00	\$5,000.00	\$5,000.00
All Committees Shared Expenses	\$47,370.00	\$37,387.21	\$9,982.79
Unbudgeted Expense - Laptop and software for Treasurer.	\$0.00	\$359.88	\$0.00
Unbudgeted - SAJB Science Fair Extravaganza Website Hosting Fees & Design	\$0.00	\$5,101.00	\$2,500.00
<b>TOTAL EXPENDITURES</b>	<b>\$142,880.00</b>	<b>\$105,503.09</b>	<b>\$39,750.72</b>

WA Trust     \$ 66,146.59  
Pool            \$ 46,839.93  
Total            \$112,986.52

# 2020 PCSI Mailing

- PCSI Mailing to 1,982 businesses with one location was completed by Walt's Mailing Service on 9/9/20.
- Sixty-five (65) Individualized PCSI letters were mailed to businesses with multiple locations and EnviroCertified businesses by Tonilee on September 11, 2020.
- Reanette Boese emailed each SAJB member the PCSI spreadsheet for their service area.
- **TO DO**: Update the PCSI web page for first responders with the 2020 data.



# Resolution 2020-06 -Voting by Proxy & Virtual Meeting Attendance

- Approval of resolutions, motions and major decisions including: annual budget adoption; modifications of Board composition; employment and removal of staff or consultants; and such other actions as may be designated major decisions by resolution of the Board, shall only be made at a meeting where a quorum of the Board is present and shall be by an affirmative vote of a simple majority of the eligible voting Board Members. There shall be no voting by proxy.
- *Voting by proxy shall be allowed for approval of regular monthly minutes and financial obligations. When a Board Member is unable to be present or send a designated representative, their proxy can be given to another Board Member for that one specified regular meeting.*
- *Virtual Attendance – Board Members may participate and vote in official meetings held by web, telephone, or similar conference communications equipment as long as all persons participating in the meeting can hear each other at the same time. Participation and voting by that method constitutes presence in person at a meeting. (Ref. RCW 24.03.075)*

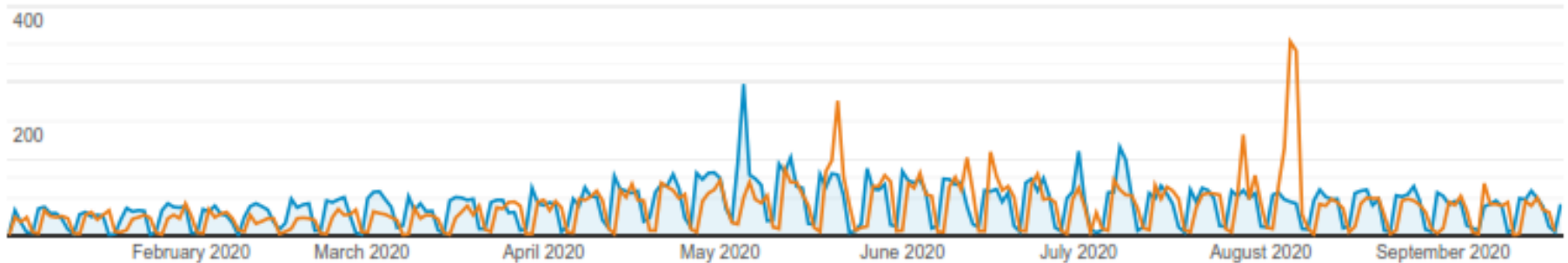
SAJB Members	Intertie Agreements
Carnhope Irrigation District #7	Carnhope: 2 interties with SCWD#3
City of Spokane Water District	City of Airway Heights, (4) Spokane County Water District # 3, Whitworth Water District #2, Fairchild Air Force Base, Vel View Water District #13, North Spokane Irrigation District #8, City of Medical Lake
Consolidated Irrigation District #19	Irvin, SBIP, Vera, Modern, Trentwood, LLSWD
East Spokane Water District #1	SCWD3, Modern
Honeywell Electronic Materials	
Hutchinson I.D. #16	2 interties with Modern.
Irvin Water District #6	Millwood
Kaiser Aluminum- Trentwood	No interties
Liberty Lake Sewer & Water Dist.	CID
City of Millwood	Irvin and Orchard Avenue Irrigation District.
Moab Irrigation District #20	No interties
Model Irrigation District #18	Model: Interties with Modern, Vera and SCWD#3
Modern Electric Water Co	Modern has an agreement to sell water to East Spokane #1. Intertie agreements: Vera, Hutchinson, Model, Consolidated and SCWD#3.
North Spokane Irrigation District #8	Spokane
Orchard Avenue Irrigation District #6	Millwood
Pasadena Park Irrigation District #17	
Spokane Business & Industrial Park	CID
Spokane County Water District #3	Modern, Model, Hutchinson
Trentwood Irrigation District #3	CID
Vera Water and Power	CID, Modern, Model, SCWD#3
Whitworth Water District #2	Whitworth has interties with the City of Spokane

# Wellhead Implementation Plan Chapter 7 Update

# Fire Hydrant Locks - Update



#1 search is for Find My Water Provider  
 Pageviews 12.8% increase  
 1/1/2020 – 9/21/2020 Blue (14,113)  
 1/1/2019 – 9/21/19 Orange (12,507)



Page	Pageviews	Unique Pageviews	Avg. Time on Page	Entrances	Bounce Rate	% Exit	Page Value
	12.84% <span style="color: green;">▲</span> 14,113 vs 12,507	19.75% <span style="color: green;">▲</span> 11,837 vs 9,885	15.11% <span style="color: green;">▲</span> 00:05:13 vs 00:04:32	21.83% <span style="color: green;">▲</span> 9,572 vs 7,857	1.71% <span style="color: green;">▼</span> 87.07% vs 88.58%	6.74% <span style="color: green;">▲</span> 81.05% vs 75.93%	0.1 \$0.00 vs \$
1. /contact/find-my-water-provider/							
Jan 1, 2020 - Sep 21, 2020	14,113 (100.00%)	11,837 (100.00%)	00:05:13	9,572 (100.00%)	87.07%	81.05%	\$ (0
Jan 1, 2019 - Sep 21, 2019	12,507 (100.00%)	9,885 (100.00%)	00:04:32	7,857 (100.00%)	88.58%	75.93%	\$ (0

Find My Purveyor Map needs updating in both WA and ID.  
 The map is no longer accurate, and I have received many  
 emails seeking correct information.



# IWAC Residential Backflow Video



# City of Spokane Fire Hydrant Video

- <https://www.facebook.com/waterstewardshipspokane/videos/3297228306983410/>



## Hydrant Permit Program

In July 2019 a commercial hydroseed vehicle using water from a fire hydrant in Northeast Spokane allowed some contamination to backflow into the City's water system. A health advisory to not drink or cook with water in the isolated area was issued while Water Department staff were hard at work remedying the situation: distributing water bottles, testing water samples, replacing water meters, flushing and chlorinating the areas affected.

This costly contamination event led to an updated hydrant permit program and policies to enhance hydrant security and protect Spokane's water system. The program requires the use of City backflow devices and measured consumption by meter. Permits issued are assigned to specified hydrants and non-compliance can result in fines.

- ◆ We need your help! If you see someone using a City fire hydrant without a hydrant ring and assembly cage, please call 625-7800 to report.





Spokane Aquifer Joint Board

# **Wellhead Implementation Program Manager's Report**

**September 21, 2020**

# Spokane City Council Water Resources Conservation Group

- WRCG convened by Council President Breean Beggs
- WRCG Facilitated by Kara Odegard
- WRCG will focus on the following objectives:
  - 1. Determine new 10 year targets for the City's [Water Conservation Master Plan](#)
  - 2. Create recommendations on mandatory & voluntary drought response measures
  - 3. Recommend strategies & actions for the City's Water Conservation Master Plan
  - 4. Determine path forward for River Vision Plan
- Currently no participation from
  - the Spokane Water Department
  - City of Spokane Administration
- Voting WRCG – As individuals not as organization representatives

# Spokane City Council Water Resources Conservation Group Appointed Members

- Amanda Parrish, Lands Council
- Amy Dawley, 4<sup>th</sup> Grade Spokane River Rally and Natural Resources
- Annikki Chamberlain
- Benjamin Myers, Providence Health
- Caleb Yoder, Gonzaga Student
- Giacobbe Byrd, Aide to Lori Kinnear
- Greg Gordon, Gonzaga Prof Enviro Studies
- Guy Gregory, Ecology Retired
- Jennifer Cleveland, EWU & Clark Co MT Water Planning
- Jerry White, Spokane Riverkeeper
- Mallur Nandagopal , Spo Water Retired
- Marc Gauthier,
- Morgan Shimabuku, New to Spokane, Research with Pacific Inst.
- Nigel Pickering, WSU - Stormwater
- Randy Crews,
- Robert Lindsay, Spokane county Environmental Services
- Stanley Miller, Spokane County Retired
- Toni Taylor, Spokane County Water Resources
- Tonilee Hanson, SAJB & IWAC
- Yanni Tsangeos, Gonzaga Law Student

## Question:

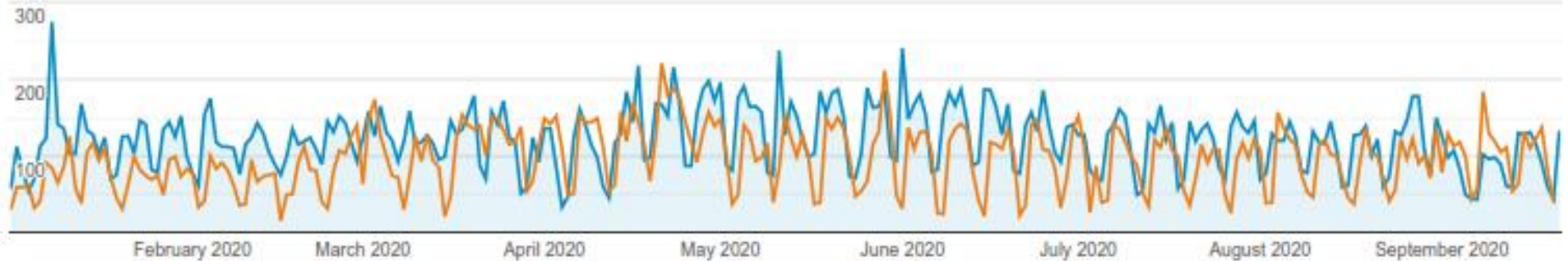
Is it in SAJB's interest to have the Program Manager involved in a City of Spokane's City Council Policy group?

3-6 hours per month  
\$120.51 - \$241.02



# SAJB 2020 sessions increased by 28.31% 1/1/20 – 9/21/20 Compared to 1/1/19 -1/21/19

Jan 1, 2020 - Sep 21, 2020: ● Sessions  
Jan 1, 2019 - Sep 21, 2019: ● Sessions



Sessions

**28.31%**  
32,410 vs 25,260



Users

**33.22%**  
21,789 vs 16,356



Pageviews

**18.24%**  
49,505 vs 41,869



Pages / Session

**-7.85%**  
1.53 vs 1.66



Avg. Session Duration

**-13.85%**  
00:01:04 vs 00:01:14



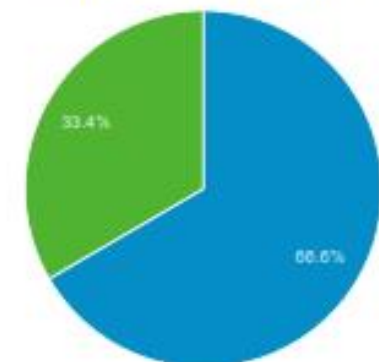
Bounce Rate

**2.25%**  
78.46% vs 76.73%



■ New Visitor ■ Returning Visitor

Jan 1, 2020 - Sep 21, 2020



Purveyor	Searches
PPID 17	1,338
Irvin	648
Moab	514
SCWD3	505
CID 19	502
Trentwood	487
Model	437
NSID 8	386
City of Spokane	347
Orchard	297
ESWD1	141
City of Millwood	122
Vera	78
LLSWD1	76
MEWCO	71
Honeywell	52

# 2020 Searches for Water Purveyors

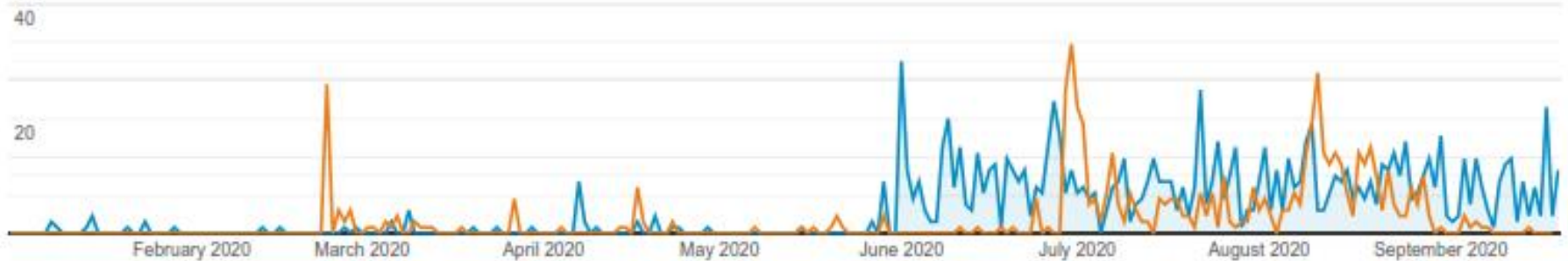




# Water Wisely Media Campaign June 1, 2020 – September 30, 2020

Community Resources Pageviews  
**2019 = 590** and **2020 = 1,067**  
 80.85% increase

Jan 1, 2020 - Sep 21, 2020: ● Pageviews  
 Jan 1, 2019 - Sep 21, 2019: ● Pageviews



Page	Pageviews	Unique Pageviews	Avg. Time on Page	Entrances	Bounce Rate	% Exit	Page Value
	80.85% ↑ 1,067 vs 590	63.84% ↑ 793 vs 484	10.21% ↑ 00:00:40 vs 00:00:36	74.64% ↑ 730 vs 418	19.39% ↓ 70.00% vs 86.84%	10.57% ↓ 64.57% vs 72.20%	0.00% \$0.00 vs \$0.00
1. /education-awareness/community-resources/							

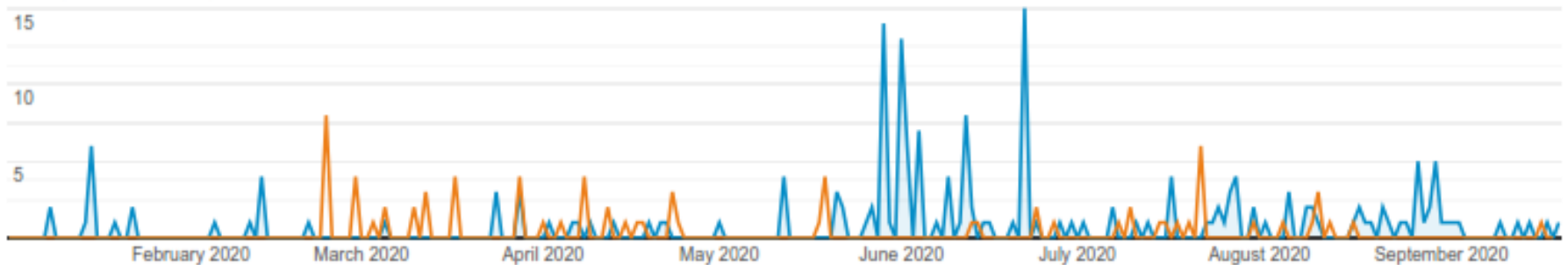


# Water Wisely Media Campaign

June 1, 2020 – September 30, 2020

Community Resources Water Conservation  
**2019 = 75** and **2020 = 189**  
 152% increase

Jan 1, 2020 - Sep 21, 2020: ● Pageviews  
 Jan 1, 2019 - Sep 21, 2019: ● Pageviews



Page	Pageviews	Unique Pageviews	Avg. Time on Page	Entrances	Bounce Rate	% Exit	Page Value
	152.00% <span style="color: green;">▲</span> 189 vs 75	138.18% <span style="color: green;">▲</span> 131 vs 55	61.40% <span style="color: green;">▲</span> 00:01:52 vs 00:01:09	62.50% <span style="color: green;">▲</span> 39 vs 24	4.62% <span style="color: green;">▼</span> 79.49% vs 83.33%	20.63% <span style="color: red;">▼</span> 32.80% vs 41.33%	0.01 \$0.00 \$0
1. /education-awareness/community-resources/water-conservation/							



# EnviroCertified Focus on Consumers May through September

**Protect Our Water**



[FIND ENVIROCERTIFIED BUSINESSES >](#)

**Protect Our Environment**

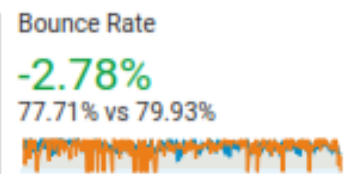
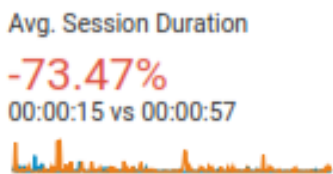
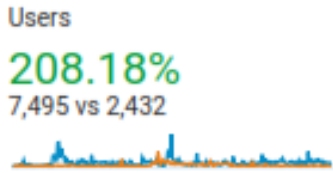
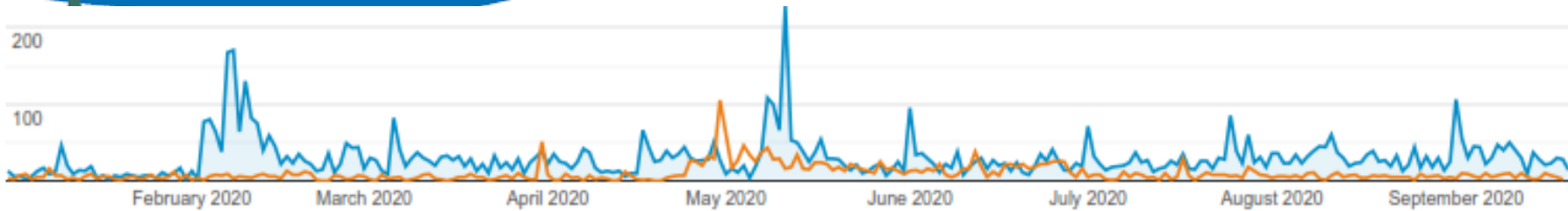


[FIND ENVIROCERTIFIED BUSINESSES >](#)



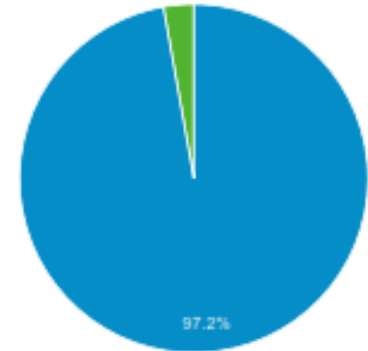


1/1/20 – 9/21/20 Users = 7,495  
 1/1/19 – 9/21/19 Users = 2,432  
 208 % increase in Users



■ New Visitor ■ Returning Visitor

Jan 1, 2020 - Sep 20, 2020



Jan 1, 2019 - Sep 20, 2019



Waste Directory use increased in all categories every year.



HOME HELP ME GET RID OF MY WASTE UNDERSTAND MY WASTE ENVIROCERTIFIED RESOURCES CONTACT 🔍

1/1-9/20	Sessions	Users	Pageviews
2015	5,155	4,172	24,953
2016	7,348	6,135	24,807
2017	11,357	9,703	32,212
2018	15,965	13,854	42,949
2019	29,216	24,934	64,868
2020	52,878	46,033	104,821

'20 %  
increase

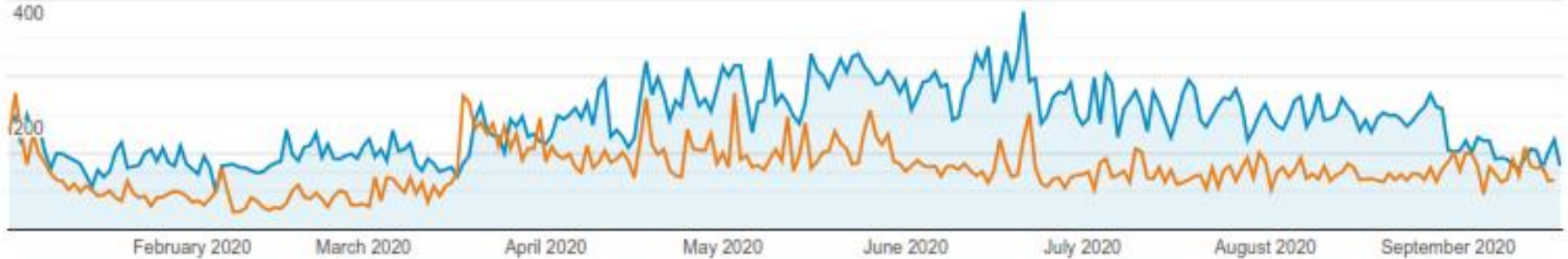
80.99%

84.62%

61.59%

# Waste Directory Users January 1 – September 20, 2020 Increased this year compared to 2019

Jan 1, 2020 - Sep 20, 2020: ● Users  
Jan 1, 2019 - Sep 20, 2019: ● Users



Users

**84.62%**  
46,033 vs 24,934



New Users

**83.55%**  
45,494 vs 24,786



Sessions

**80.99%**  
52,878 vs 29,216



Number of Sessions per User

**-1.97%**  
1.15 vs 1.17



Pageviews

**61.59%**  
104,821 vs 64,868



Pages / Session

**-10.72%**  
1.98 vs 2.22



Avg. Session Duration

**-15.47%**  
00:00:56 vs 00:01:06



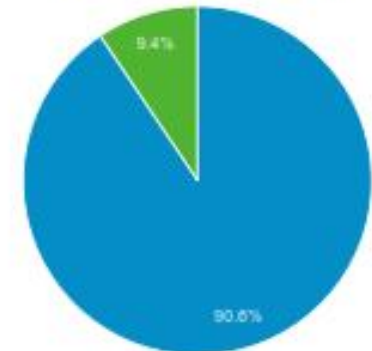
Bounce Rate

**11.41%**  
77.16% vs 69.26%



■ New Visitor ■ Returning Visitor

Jan 1, 2020 - Sep 20, 2020



Jan 1, 2019 - Sep 20, 2019





*Got Waste? Want to Recycle? Put it in the right place!*

# Spokane Kootenai Waste & Recycle Directory

WORKING TOGETHER TO PROTECT OUR RIVER AND AQUIFER

[HOME](#)

[ABOUT MY WASTE](#)

[ABOUT MY RECYCLING](#)

[ENVIROCERTIFIED](#)

[RESOURCES](#)

[CONTACT](#)



**What would you like to dispose or recycle?**

[Disposal & Recycling Options](#)

[Advanced Waste Search](#)

[Advanced Recycle Search](#)



*Got Waste? Want to Recycle? Put it in the right place!*

# Spokane Kootenai Waste & Recycle Directory

WORKING TOGETHER TO PROTECT OUR RIVER AND AQUIFER

[HOME](#) [ABOUT MY WASTE](#) [ABOUT MY RECYCLING](#) [ENVIROCERTIFIED](#) [RESOURCES](#) [CONTACT](#) 

- 403 Service Providers
- 248 Waste Types
- 207 Recycle Types
- 68 residential hazardous waste
- 27 plastic
- 26 metal
- 14 compost
- 14 paper
- 12 e-Cycle
- 4 appliance



## What would you like to dispose or recycle?

Q plastic



- Q **Plastic, 4 LDPE (Low Density Polyethylene)** (Recycling)
- Q **Plastic, 3 Vinyl/Polyvinyl Chloride (PVC)** (Recycling)
- Q **Plastic, 2 HDPE** (Recycling)
- Q **Plastic, 1 PETE** (Recycling)
- Q **Plastic, Tub Dishwasher Pods** (Trash)
- Q **Plastic Bottle, 3 & 5 Gallon Water** (Recycling)
- Q **Plastic, Window Frame** (Residential Trash)
- Q **Plastic, Sunglasses** (Residential Trash)
- Q **Plastic, Toys** (Residential Trash)
- Q **Plastic, Tiles** (Residential Trash)
- Q **Plastic, Displays & Signs** (Residential Trash)
- Q **Plastic, Furniture** (Residential Trash)
- Q **Plastic, Siding** (Residential Trash)
- Q **Plastic, Piping** (Residential Trash)
- Q **Plastic, Medical Equipment** (Residential Trash)
- Q **Plastic, Carrying Case** (Residential Trash)
- Q **Plastic Bullet Proof Materials** (Residential Trash)
- Q **Plastic, Cereal Box Liners** (Residential Trash)
- Q **Plastic Bottle, Motor Oil (empty)** (Residential Trash)
- Q **Plastic, 3-7 and No Number** (Residential Trash)

Plastic, 2 HDPE

## Plastic, 2 HDPE Service Providers

### Service Providers

*Click on a service provider for details.*

#### CURBSIDE PICKUP

[FIND YOUR PROVIDER](#) 🔍

[City of Spokane - Curbside Recycling](#)

[Coeur d'Alene Garbage/Post Falls Sanitation - Curbside Recycling](#)

[Sunshine Disposal - Curbside Recycling](#)

[Waste Management Inc. - Curbside Recycling City of Spokane Valley](#)

[Waste Management Inc. - Curbside Recycling Deer Park](#)

[Waste Management Inc. - Curbside Recycling Liberty Lake](#)

[Waste Management Inc. - Curbside Recycling Spokane County](#)

#### TRANSFER STATIONS

[MAP RESULTS](#) 📍

[Lincoln County Transfer Station - Recycling Drop Off](#)

[North County Transfer Station - Recycling Drop Off](#)

[Sunshine University Transfer Station - Recycling Drop Off](#)

[Valley Transfer Station - Recycling Drop Off](#)

[Waste to Energy - Recycling Drop Off](#)

#### DROP OFF SITES

[MAP RESULTS](#) 📍

[Bridgeport Community Recycling Center - Recycling Drop Off](#)

[Cheney Recycling Center - Drop Off](#)

[Fairchild Air Force Base Recycling Center](#)

### You Need to Know

Plastic, 2 HDPE is accepted in curbside recycling and at Transfer Station recycling drop off areas.

[Click here for more information about this recycle type »](#)

[New Search](#)



## Next Steps

- Finalize data entry for waste types, recycle types and service providers.
- Ask Service Providers to confirm information accuracy
- Usability testing requested by
  - Waste haulers
  - Recycle Task Force
  - EnviroCertified Steering Committee
  - Random group of new users

**VIRTUAL SCIENCE FAIR**  
Open to all!  
*extravaganza*

SAJB

**VISIT NOW!**

www.sajblearning.org

**VIRTUAL SCIENCE FAIR**  
*extravaganza*

STEAM

SAJB

**GO!**

300x250

SAJB

**VIRTUAL SCIENCE FAIR**

**GO!**

300x50

STEAM

SAJB

**VIRTUAL SCIENCE FAIR**  
*extravaganza*

Open to all.

**VISIT NOW!**

www.sajblearning.org

300x600

STEAM

SAJB

**VIRTUAL SCIENCE FAIR**  
*extravaganza*

Open to all!

**GO!**

www.sajblearning.org

160x600

Digital and  
Social Media  
Ad Campaign

October &  
November

sajblearning.org



See You  
October 22,  
2020